



Fairfield Glade Police Department

January 2025

Monthly Report

Calls of Service

The calls of service data are derived from dispatched calls for Cumberland County Communication Center (911), direct calls to the office, and self-initiated activity.

| Person Crimes | | | | |
|--------------------|----------|----------|----------|----------|
| Type | January | | YTD | |
| | 2024 | 2025 | 2024 | 2025 |
| Homicide Incident | 1 | 0 | 1 | 0 |
| Robbery Incident | 0 | 0 | 0 | 0 |
| Aggravated Assault | 1 | 0 | 1 | 0 |
| Simple Assault* | 0 | 0 | 0 | 0 |
| Verbal Domestic | 3 | 2 | 3 | 2 |
| TOTAL | 5 | 2 | 5 | 2 |

Crimes Against Persons, e.g., murder, rape, and assault, are those whose victims are always individuals.

| Property Crimes | | | | |
|-----------------------------|----------|----------|----------|----------|
| Type | January | | YTD | |
| | 2024 | 2025 | 2024 | 2025 |
| Burglary | 0 | 1 | 0 | 1 |
| Vehicle Theft | 0 | 0 | 0 | 0 |
| Theft Incidents | 1 | 0 | 1 | 0 |
| Fraud/Scam/Contractor Fraud | 2 | 4 | 2 | 4 |
| Vandalism | 3 | 4 | 3 | 4 |
| TOTAL | 6 | 9 | 6 | 9 |

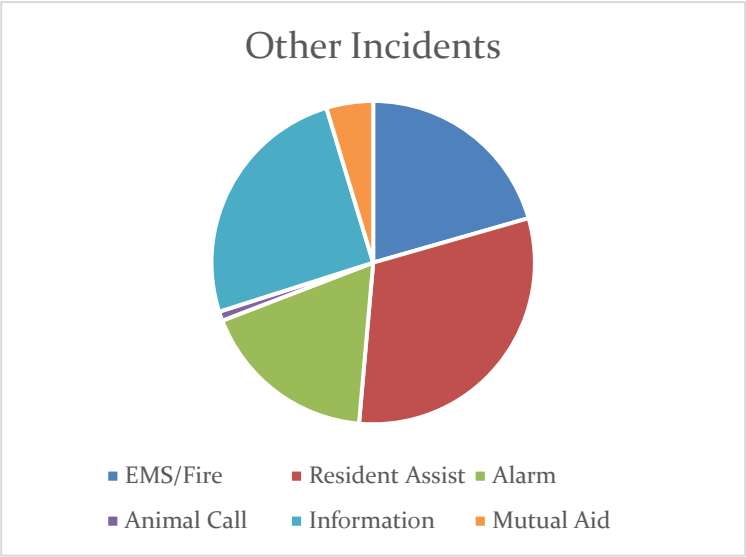
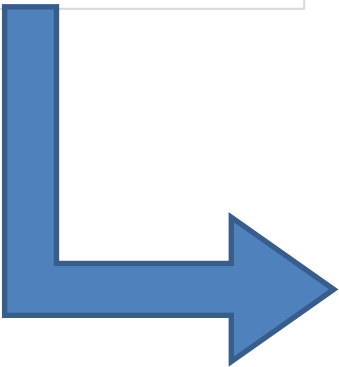
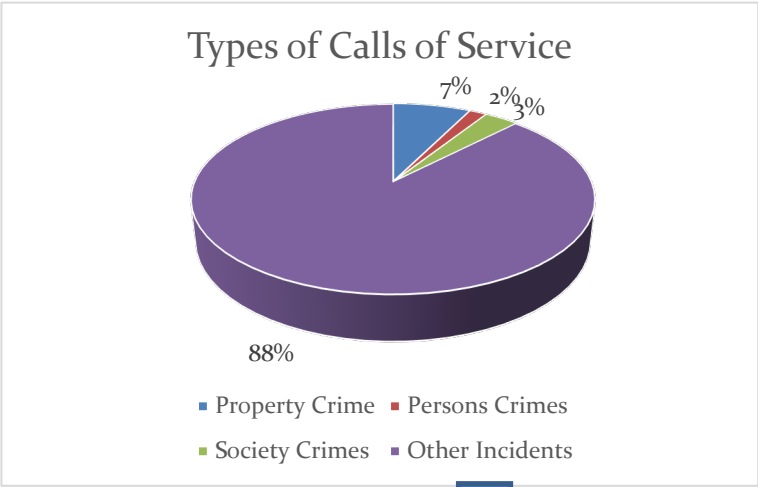
The object of Crimes Against Property, e.g., robbery, bribery, and burglary, is to obtain money, property, or some other benefit.

| Crimes Against Society | | | | |
|-------------------------|----------|----------|----------|----------|
| Type | January | | YTD | |
| | 2024 | 2025 | 2024 | 2025 |
| Drug/Narcotic Incidents | 2 | 4 | 2 | 4 |
| Weapons Incidents | 1 | 0 | 1 | 0 |
| TOTAL | 3 | 4 | 3 | 4 |

Crimes Against Society, e.g., gambling, prostitution, and drug violations, represent society's prohibition against engaging in certain types of activity; they are typically victimless crimes in which property is not the object.

| Other Incidents | | | | |
|--|-----------|------------|-----------|------------|
| Type | January | | YTD | |
| | 2024 | 2025 | 2024 | 2025 |
| EMS/FIRE Assist | 5 | 22 | 5 | 22 |
| Resident Assist | 5 | 33 | 5 | 33 |
| Alarm Calls | 14 | 19 | 14 | 19 |
| ACC Pet Nuisance Violation/Animal Call | 0 | 1 | 0 | 1 |
| Matter of Record Reports/Other | 18 | 27 | 18 | 27 |
| Mutual Aid/Assist Another Agency | 15 | 5 | 15 | 5 |
| TOTAL | 57 | 107 | 57 | 107 |

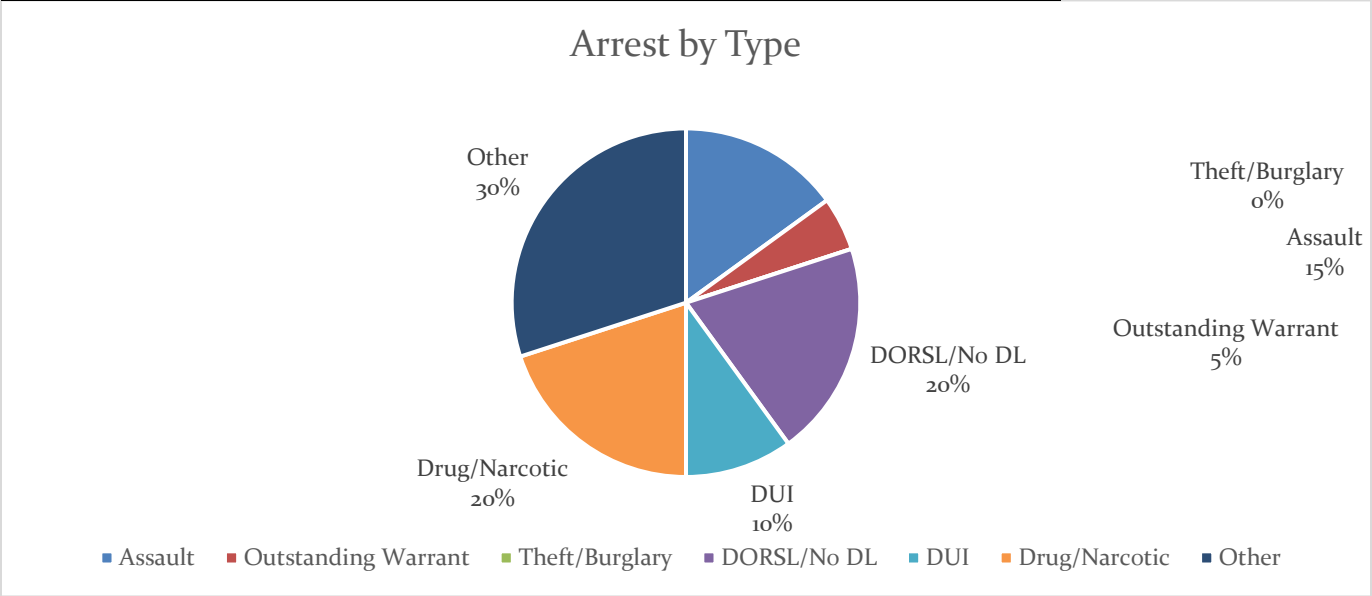
The other incidents include calls of service that are not reportable under the FBI National Incident-Based Reporting System (NIBRS) requirements.





The arrest data represents physical arrests and citations issued in lieu of an arrest. The data also represents the total of offense charges issued.

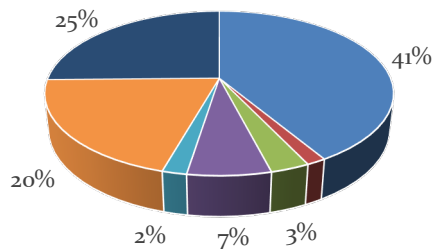
| Arrests | | | | |
|-----------------------------|---------|------|------|------|
| Type | January | | YTD | |
| | 2024 | 2025 | 2024 | 2025 |
| Assault/Domestic Assault | 0 | 3 | 0 | 3 |
| Outstanding Warrants | 0 | 1 | 0 | 1 |
| Theft/Burglary | 0 | 0 | 0 | 0 |
| DORSL/No DL | 4 | 4 | 4 | 4 |
| Driving Under the Influence | 4 | 2 | 4 | 2 |
| Drug/Narcotic | 4 | 4 | 4 | 4 |
| Other | 3 | 6 | 3 | 6 |
| TOTAL | 15 | 20 | 15 | 20 |



Traffic Incidents

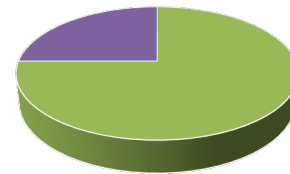
| Traffic Citations Issued | | | | |
|-----------------------------|-----------|------------|-----------|------------|
| Type | January | | YTD | |
| | 2024 | 2025 | 2024 | 2025 |
| Speeding | 26 | 108 | 26 | 108 |
| Seat Belt | 0 | 4 | 0 | 4 |
| License Law Violations | 5 | 8 | 5 | 8 |
| No Insurance | 4 | 17 | 4 | 17 |
| Distracted Driving/Due Care | 12 | 5 | 12 | 5 |
| Light Law/ Equipment Viol. | 12 | 53 | 12 | 53 |
| Other | 17 | 66 | 17 | 66 |
| TOTAL | 76 | 261 | 76 | 261 |

Traffic Citations Issued



■ Speeding ■ Seat Belt ■ License Law ■ No Insurance
■ DD ■ Equip. Viol. ■ Other

Motor Vehicle Accidents



■ Fatality ■ Serious/Major Injury ■ Property Damage ■ Minor

| Motor Vehicle Accidents | | | | |
|---|----------|----------|----------|----------|
| Type | January | | YTD | |
| | 2024 | 2025 | 2024 | 2025 |
| Fatality | 0 | 0 | 0 | 0 |
| Serious/Minor Injury | 0 | 0 | 0 | 0 |
| Non-Injury/Property | 2 | 3 | 2 | 3 |
| Minor-Matter of Record* | 5 | 1 | 5 | 1 |
| TOTAL | 7 | 4 | 7 | 4 |
| *A written record of a vehicle accident that damage to each vehicle did not appear to exceed the reported threshold of \$1,500. T.C.A 55-12-104 | | | | |

Department Personnel and Projects

| Sworn Personnel Summary | | | |
|-------------------------|----|----------------------|----|
| Actual Total | | 2025 Budget Approved | |
| | | 16 | 17 |
| Field Training | 1 | | |
| Basic Academy | 0 | | |
| Light-Duty | 5* | | |
| FMLA | 0 | | |

*There was a total of 5 employees on restricted light duty. During the month of January three returned to full capacity.

Officer Training Completion

- Officer Murphy completed the Defensive Training Instructor Course.

Department Highlights

2025 Fairfield Glade Police Department Annual Awards

- Officer of the Year: Cpl. Janow
- Civilian Member of the Year: FGPD Administrative Staff – Tracie and Michelle
- Traffic Enforcement Office of the Year: Officer Brendel
- Chiefs Award: Officer Beaty
- Chief Award of Service of Excellence: Det. Peña
- Humanitarian Award: Sgt. Hammons
- Supporting Team Member: CCSO SWAT
- Community Partner: Fairfield Glade Sportsman Club



Community Engagement and Outreach

| | January | |
|---------------------------------|-------------|-------------|
| | 2024 | 2025 |
| Home Security Checks | 2316 | 2387 |
| Business/Facility/Extra Patrols | 83 | 485 |
| TOTAL | 2399 | 2872 |

Upcoming Events

- March 15: Free Car Seat Check @Food City
- April 18: Motorcycle Safety Event @ The Square
- April 25: Conrad Tour @ F.G.P.D
- May 16th: Scam Class & Shred Truck @ The Center
- June 10th : Vehicle safety Day
- June 27: Conrad Tour @ F.G.P.D
- July 22: Touch A Truck @ The Square