



Fairfield Glade Police Department

JANUARY 2026

Monthly Report

Calls of Service

The calls of service data are derived from dispatched calls for Cumberland County Communication Center (911), direct calls to the office, and self-initiated activity.

Person Crimes				
Type	January		YTD	
	2025	2026	2025	2026
Homicide Incident	0	0	0	0
Robbery Incident	0	0	0	0
Aggravated Assault	0	0	0	0
Simple Assault	0	1	0	1
Verbal Domestic	2	3	2	3
TOTAL	2	4	2	4

Crimes Against Persons, e.g., murder, rape, and assault, are those whose victims are always individuals.

Property Crimes				
Type	January		YTD	
	2025	2026	2025	2026
Burglary	1	1	1	1
Vehicle Theft	0	0	0	0
Theft Incidents	0	2	0	2
Fraud/Scam/Contractor Fraud	4	6	4	6
Vandalism	4	4	4	4
TOTAL	9	13	9	13

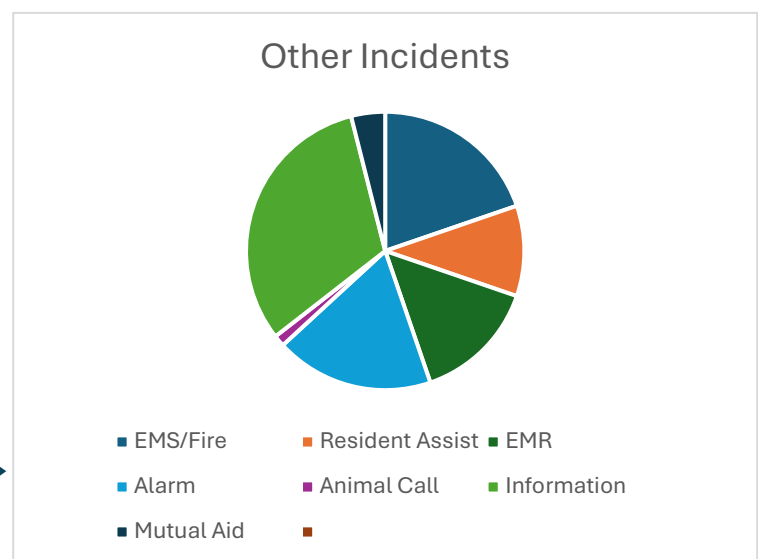
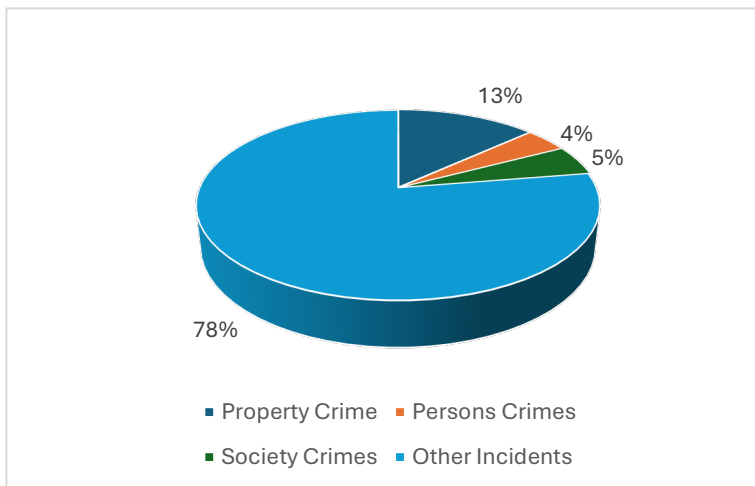
The object of Crimes Against Property, e.g., robbery, bribery, and burglary, is to obtain money, property, or some other benefit.

Crimes Against Society				
Type	January		YTD	
	2025	2026	2025	2026
Drug/Narcotic Incidents	4	5	4	5
Weapons Incidents	0	0	0	0
TOTAL	4	5	4	5

Crimes Against Society, e.g., gambling, prostitution, and drug violations, represent society's prohibition against engaging in certain types of activity; they are typically victimless crimes in which property is not the object.

Other Incidents				
Type	January		YTD	
	2025	2026	2025	2026
EMS/FIRE Assist	22	15	22	15
Resident Assist	33	8	33	8
EMR	0	11	0	11
Alarm Calls	19	14	19	14
ACC Pet Nuisance Violation/Animal Call	1	1	1	1
Matter of Record Reports/Other	27	24	27	24
Mutual Aid/Assist Another Agency	5	3	5	3
TOTAL	107	76	107	76

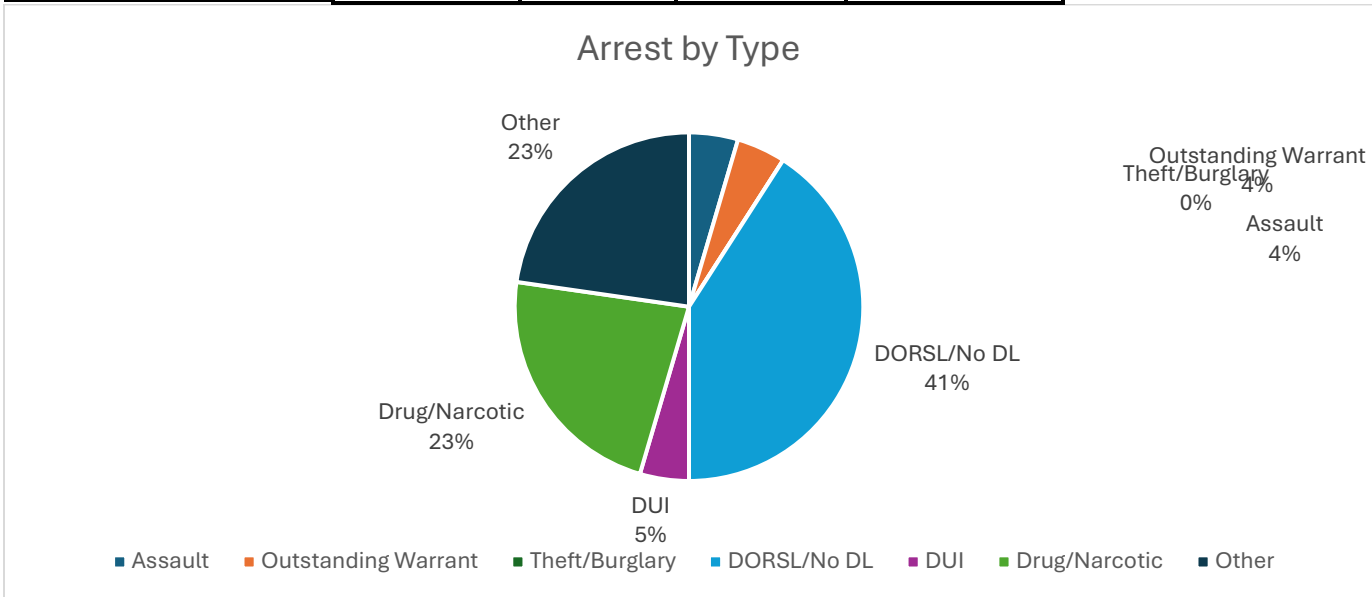
The other incidents include calls of service that are not reportable under the FBI National Incident-Based Reporting System (NIBRS) requirements.





The arrest data represents physical arrests and citations issued in lieu of an arrest. The data also represents the total of offense charges issued.

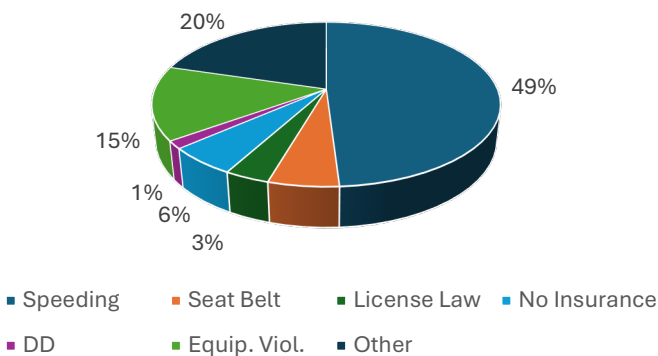
Arrests				
Type	January		YTD	
	2025	2026	2025	2026
Assault/Domestic Assault	3	1	3	1
Outstanding Warrants	1	1	1	1
Theft/Burglary	0	0	0	0
DORSL/No DL	4	9	4	9
Driving Under the Influence	2	1	2	1
Drug/Narcotic	4	5	4	5
Other	6	5	6	5
TOTAL	20	22	20	22



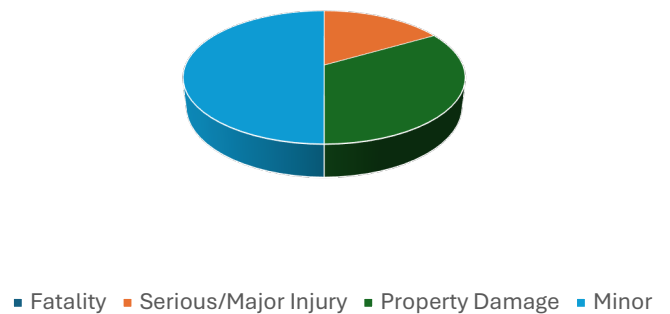
Traffic Incidents

Traffic Citations Issued				
Type	January		YTD	
	2025	2026	2025	2026
Speeding	108	195	108	195
Seat Belt	4	22	4	22
License Law Violations	8	14	8	14
No Insurance	17	22	17	22
Distracted Driving/Due Care	5	6	5	6
Light Law/ Equipment Viol.	53	58	53	58
Other	66	81	66	81
TOTAL	261	398	261	398

Traffic Citations Issued



MVA



Motor Vehicle Accidents				
Type	January		YTD	
	2025	2026	2025	2026
Fatality	0	0	0	0
Serious/Minor Injury	0	1	0	1
Non-Injury/Property	3	2	3	2
Minor-Matter of Record*	1	3	1	3
TOTAL	4	6	4	6

*A written record of a vehicle 0accident that damage to each vehicle did not appear to exceed the reported threshold of \$1,500. T.C.A 55-12-104 2

Department Personnel and Projects

Sworn Personnel Summary		
Actual Total		2026 Budget Approved
		17
Field Training	0	
Basic Academy	1	
Light-Duty	0	
FMLA	0	

Community Engagement and Outreach

	January	
Home Security Checks	2387	1321
Business/Facility/Extra Patrols	485	1298
Car Seat Checks	0	3
TOTAL	2872	2622

FGPD

Upcoming Events:

- . March 13th : Free Car Seat Check @Food City Parking lot
- . March 17th : Information Community Fair @The Center
- . March 20th : Coffee With Cops @ F.G.P.D
- . April 17th : Conrad Tour @F.G.P.D
- . April 21st : F.G.R.S Event / Shred Truck @ Resident Services Parking lot
- . April 24th : Fairfield glade Police Department Check Point @ Fairfield Peavine

Fairfield glade Police department

